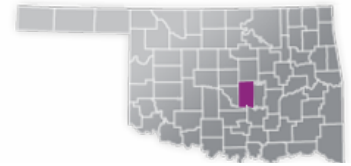




POTTAWATOMIE COUNTY

COUNTY SEAT: SHAWNEE

QUALITY RANK: 4



NEED: CHILDREN NEEDING CARE WHILE PARENTS WORK

AGE	CHILD POPULATION	CHILDREN WITH WORKING PARENTS	
	NUMBER	NUMBER	PERCENT
0-5	5,034	3,193	63.4%
6-12	6,843	4,706	68.8%
0-12	11,877	7,899	66.5%

AVAILABILITY: LICENSED CHILD CARE

	NUMBER OF FACILITIES	TOTAL CAPACITY	DHS SUBSIDY
COUNTY TOTAL	30	1,442	83.3%
CENTERS	22	1,361	90.9%
HOMES	8	81	62.5%

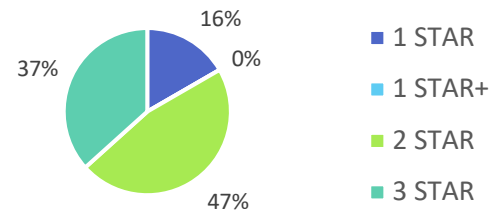
AFFORDABILITY: CHILD CARE COST

CENTERS AVERAGE FULL-TIME WEEKLY		HOMES AVERAGE FULL-TIME WEEKLY	
UNDER 1	\$150.91	UNDER 1	\$143.19
1 YEAR	\$141.41	1 YEAR	\$134.86
2 YEARS	\$130.48	2 YEARS	\$128.06
3 YEARS	\$126.20	3 YEARS	\$126.39
4-5 YEARS	\$112.05	4-5 YEARS	\$121.07
KINDERGARTEN+	\$100.03	KINDERGARTEN+	\$103.96
6.8% of children whose parents work receive child care paid for by OKDHS subsidy.			
n/a: no facilities operate in the county, - no data reported for county			

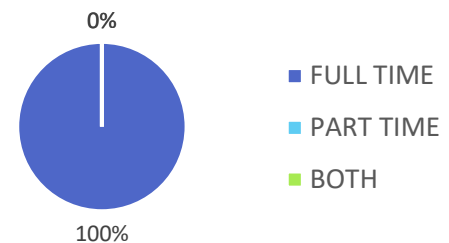
EARLY EDUCATION

AGE	4 YEAR OLD PRE-KINDERGARTEN		KINDERGARTEN	
	½ DAY	FULL DAY	½ DAY	FULL DAY
# OF SITES	0	14	0	15
# ENROLLED	0	771	0	923
79.2% of 4 year olds are enrolled in a full or part day Pre-K program.				
97.4% of 5 year olds are enrolled in a full or part day Kindergarten program.				

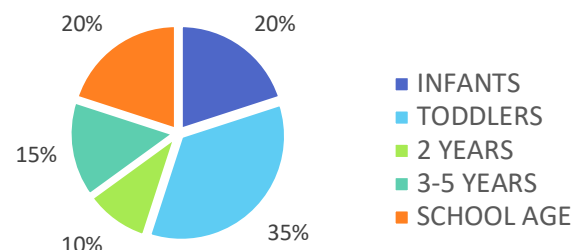
QUALITY: STAR RATINGS FOR CHILD CARE FACILITIES



AMOUNT OF CARE SOUGHT



AGES FOR WHOM CARE IS SOUGHT



NON-TRADITIONAL SCHEDULES SOUGHT

